

[Click here to see an example of this template as a record.](#)

Book Look

A RAG rated form focusing on 4 key areas when assessing books.

Created by Swindon Academy Primary



Sections are used to separate aspects of your template. These can be expanded and collapsed when viewing a record.

Comments made by the observer in a focus area will pull through into the details report for easy access. They can also be exported if needed.

1. Curriculum

Curriculum - Quality, quantity and range Outcome: **Green**
a. Is the quality, quantity and range of work good?

Green

Comments:
All pupils had written an information text in the form of numbered points
All had managed to use imitation to support their writing

▼ 0 0 0 0 **Add +**

Curriculum - Sequence and Progress Outcome: **Amber**
b. Do pupils appear to be making good progress over time? Is the curriculum well sequenced? Does the knowledge build over time?

Amber

Comments:
Evidence of improvements in conceptual understanding with written explanations

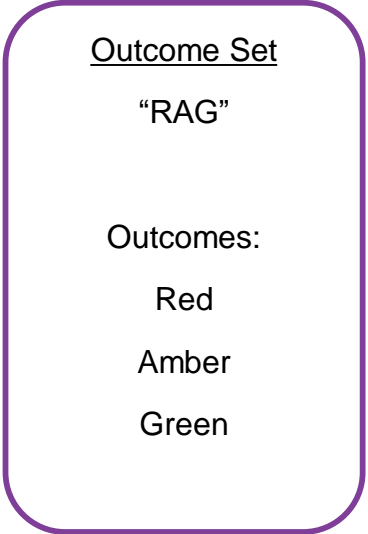
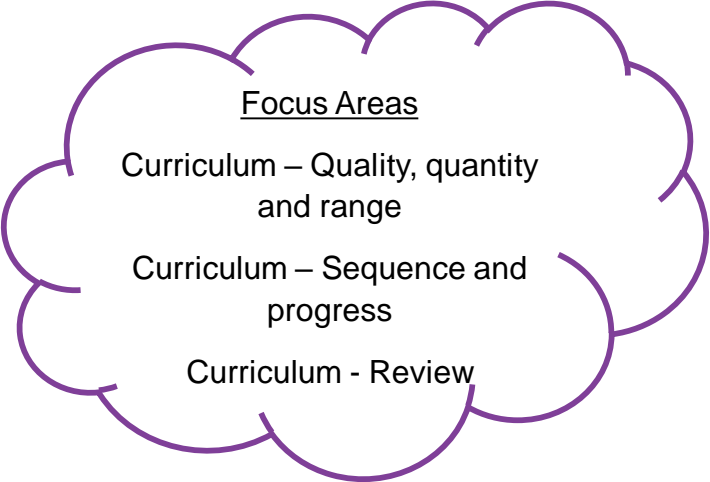
▼ 0 0 0 0 **Add +**

Curriculum - Review Outcome: **Amber**
Do the books show opportunities for review?

Amber

Comments:
Clear with skills development:

▼ 0 0 0 0 **Add +**



2. Support and Challenge

Support and Challenge - Fundamentals

Outcome: **Amber**

a. Is there evidence that age appropriate fundamentals of reading, writing or mathematical skills are being taught effectively?

Amber

Comments:

Writing not showing enough expectation

0 0 0

Add +

Support and Challenge - SEN/Rapid Graspers

Outcome: **Amber**

b. Is there evidence that work is matched to pupils' needs? (Note SEN and Rapid Graspers in particular)

Amber

Comments:

Need to see more evidence of Quick Six being used to challenge.
ACTION: Follow up in briefing

0 0 0

Add +

Criteria could be added to each focus area to be able to add prompts for you observers. Criteria will then show the expectations for what is considered a "Green" or an "Amber" rating within your school.

Focus Areas

- Support and Challenge – Fundamentals
- Support and Challenge – SEN/Rapid Graspers

Outcome Set

"RAG"

Outcomes:

- Red
- Amber
- Green

3. Feedback

Feedback Outcome: **Amber**

b. How does the feedback move learning on? How does the feedback pick up misconceptions?

Amber

Comments:
Purple pen should be responded to and always looked at.

▼ 🗨️ 0 ✍️ 0 📎 0 Add +

Feedback - Pupil Response Outcome: **Green**

c. Is there evidence that pupils have acted on feedback to improve or consolidate? e.g. by completing a next step task, by editing, doing corrections or improving future work?

Green

Comments:
NKA - Purple penning must be looked at and responded to where necessary

▼ 🗨️ 0 ✍️ 0 📎 0 Add +

Focus Areas
Feedback
Feedback – Pupil Response

Focus areas allow for staff to engage with their records without being able to edit the observers' notes. Staff can use the "View" mode to add reflections, upload resources or create actions.

Outcome Set
"RAG"

Outcomes:
Red
Amber
Green

4. Presentation

Presentation - Organisation

Outcome: **Amber**

a. Is work well presented? Is Presentation policy being followed? Is the work stuck in neatly?

Amber

Comments:

Dates must be added.
presentation policy must be followed closer in the Journals.
Teachers must model how children tick.

0 0 0

Add +

Presentation - Handwriting

Outcome: **Amber**

b. Is handwriting clear and in a fluent joined style (where age appropriate)? Is the teacher using appropriate handwriting?

Amber

Comments:

Not as good as English books

0 0 0

Add +

Schools no longer have to use the traditional Ofsted grading any more Outcome sets can be customised depending on your school processes and how you would like to assess QA processes within your school.

Comments can be entered which can be viewed in the details reports. Focus areas also allows for staff to be able to reflect on these notes and upload supporting evidence such as seating plans or photos of student work.

Focus Areas

Presentation – Organisation

Presentation – Handwriting

Outcome Set


“RAG”

Outcomes:

Red

Amber

Green

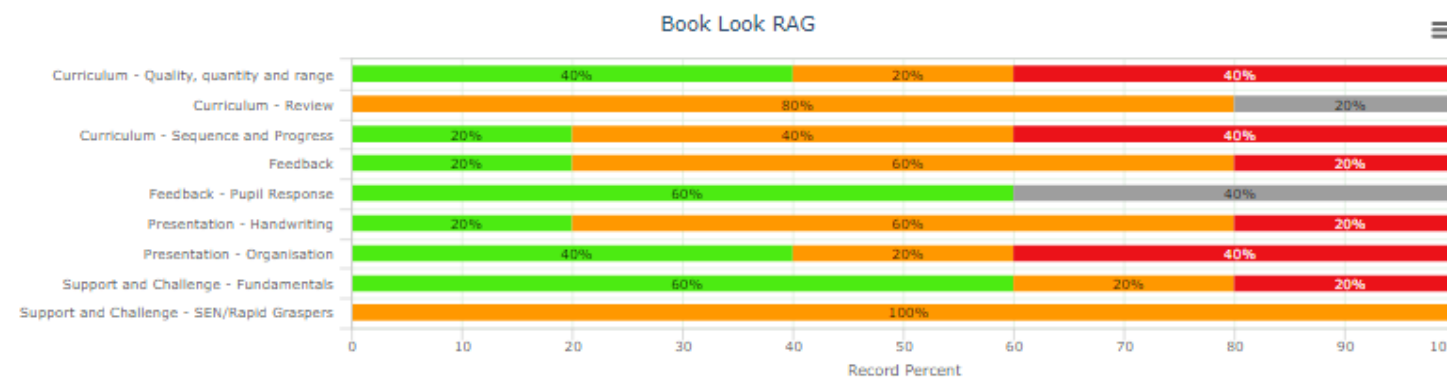


What would this
look like in
reports?

Easy at a glance analysis for staff to be able to evaluate good practice and implement any needed support. It allows for simple analysis to determine targets for development.

Book Look RAG ?

Focus Area Name	Green (%)	Amber (%)	Red (%)	N/A (%)	Record Count	Average Outcome
Curriculum - Quality, quantity and range	40.0	20.0	40.0	0.0	5	Amber
Curriculum - Review	0.0	80.0	0.0	20.0	5	Red
Curriculum - Sequence and Progress	20.0	40.0	40.0	0.0	5	Red
Feedback	20.0	60.0	20.0	0.0	5	Amber
Feedback - Pupil Response	60.0	0.0	0.0	40.0	5	Red
Presentation - Handwriting	20.0	60.0	20.0	0.0	5	Amber
Presentation - Organisation	40.0	20.0	40.0	0.0	5	Amber
Support and Challenge - Fundamentals	60.0	20.0	20.0	0.0	5	Amber
Support and Challenge - SEN/Rapid Graspers	0.0	100.0	0.0	0.0	5	Amber
Total	13	20	9	3		



Focus Areas

Curriculum – Quality, quantity and range

Curriculum – Sequence and progress

Curriculum – Review

Support and Challenge – Fundamentals

Support and Challenge – SEN/Rapid Graspers

Feedback

Feedback – Pupil Response

Presentation – Organisation

Presentation – Handwriting

Outcome Set

“RAG”

Outcomes:

Red

Amber

Green

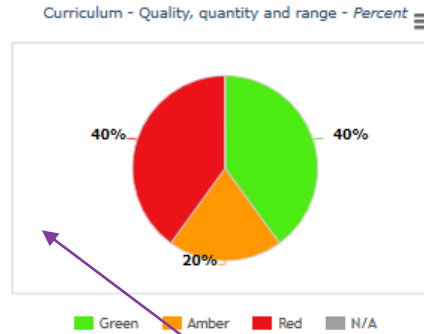
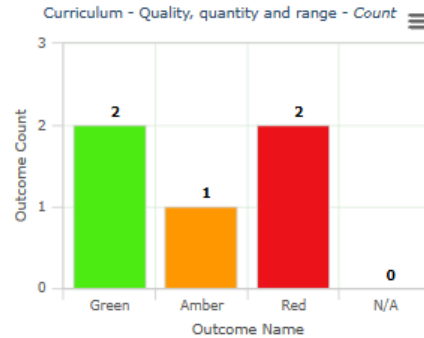
Values have been added to this outcome set. This allows for averages to be calculated within reports.

Focus Areas

Curriculum –
Quality, quantity
and range

Outcome Name	Count	%
Green	2	40.0
Amber	1	20.0
Red	2	40.0
N/A	0	0.0

Average Outcome : Amber



Outcome Set

“RAG”

Outcomes:

Red

Amber

Green

Detailed Information

Category	Key Stage	Subject	Staff	Green (%)	Amber (%)	Red (%)	N/A (%)	Total	Average Outcome
			Jones; Debby (DJ)	100.0	0	0	0	1	Green
			Kirkby; Emily (EKI)	100.0	0	0	0	1	Green
			Richardson; Trevor (TR)	0	0	100.0	0	1	Red
			Turner; Eloise (ET)	0	100.0	0	0	1	Amber
			Williams; Lisa (LW)	0	0	100.0	0	1	Red

Detailed information

Allows for leaders to filter results by category, key stage, subject or staff. This allows for easy identification.

Focus area reports.

If you click into focus area names (the rows of your table) you will be directed to these individual reports. Charts can be exported if needed.

This record was created in our demonstration school and all data is illustrative. No members of staff from Swindon Academy Primary were harmed in the making of this guide.