

[Click here to see an example of this template as a record.](#)

Effectiveness Observation

A quick and simple form which provides some great analysis in reports.

Fields
Behaviour expectations label

Expectations, Behaviour Management [B4L]

- The teachers expects and encourages all pupils to work with positive attitudes so that they can apply themselves and make strong progress.
- Time in lessons is used productively.
- Pupils focus well on their learning because the teacher reinforces expectations for conduct and sets clear tasks that challenge pupils.

Behaviour Outcome: E

Effectively managing pupil behaviour

Effective

Comments:

Behaviour policy was followed
Students were made to be silent when instructions were given
Set routines within the classroom can be observed

⌵ 0 0 0 Add +

Focus Areas
Behaviour

Outcome Set
“Effectiveness”

Outcomes:
Highly Effective – HE
Effective – E
Not Yet Effective - NYE

Labels are uneditable blocks of text which can be added to a template. These allow for information to be included within records such as a reminder of the observation process or school policies.

Comments made by the observer in a focus area will pull through into the details report for easy access. They can also be exported if needed.

Fields

Challenge expectations label

Support LAP Challenge HAP [SUP/CH]

- The teacher identifies and supports those pupils who start to fall behind and intervenes quickly to help them to improve their learning.
- Pupils are given time to apply their knowledge and understanding in ways that stretches their thinking, and to practise key skills.

Focus Areas

Motivate and challenge students

Motivate and challenge students


Outcome: HE

How does the lesson stretch and challenge high level students while scaffolding the lower ability groups?

Highly Effective

Comments:

Challenge questions used verbally and throughout activities
Students engaged in topic and actively participating
Handouts were appropriate and gave extra tasks for the high achievers in the group



Add +

Outcome Set

“Effectiveness”

Outcomes:

Highly Effective – HE

Effective – E

Not Yet Effective - NYE

This template focuses on three main aspects of a lesson: Behaviour, challenge and progress. Additional focus areas could be added or the existing ones can be renamed depending on your school set up.

Focus Areas
Pupil Progress

Fields
Progress expectations label

Promote good progress and outcomes by pupils
I be accountable for pupils' attainment, progress and outcomes
I be aware of pupils' capabilities and their prior knowledge, and plan teaching to build on these
I guide pupils to reflect on the progress they have made and their emerging needs
I demonstrate knowledge and understanding of how pupils learn and how this impacts on teaching
I encourage pupils to take a responsible and conscientious attitude to their own work and study

Pupil Progress Outcome: HE

How do the planned activities help to support student progress and attainment?

Highly Effective

Comments:
Students have made excellent progress and are on target to achieve their goals

⌵ 0 0 0 Add +

Outcome Set
"Effectiveness"

Outcomes:
Highly Effective – HE
Effective – E
Not Yet Effective - NYE

Labels are uneditable blocks of text which can be added to a template. These allow for information to be included within records such as a reminder of the observation process or school policies.

Focus areas allow for staff to engage with their records without being able to edit the observers' notes. Staff can use the "View" mode to add reflections, upload resources or create actions.

Schools no longer have to use the traditional Ofsted grading any more. However, including an Areas of Strength and Development outcome can provide some great insight.

By using two different outcome sets with the same outcomes of T&L principals, you can easily identify strengths and weaknesses within the school at a glance.

No outcomes have been used for this focus area. This allows for comments to be entered which can be viewed in the details reports. It also allows for staff to be able to reflect on these notes and upload supporting evidence such as seating plans or student data.

The screenshot displays three sections of the Observe interface:

- Section 1:** "What has gone well?" with Outcome: Engagement. It includes a sub-section for "Engagement" and a "Comments:" field with the text: "Pupil engagement", "Behaviour management", "Classroom routines", and "subject knowledge".
- Section 2:** "What could be improved?" with Outcome: Other. It includes a sub-section for "Other - Please specify" and a "Comments:" field with the text: "Encourage independent learning from students - this has been evidenced within work sheets but actively encouraging students to become independent learners will benefit them in their further studies" and "Include more activities for students who have finished tasks - some of the higher achievers had nothing to do once tasks were complete but were waiting for their classmates to finish the activity".
- Section 3:** "Additional comments" with a "Comments:" field containing the text "Comment Not Entered".

Each section has a blue bar at the bottom with icons for a dropdown menu, speech bubble, pencil, and document, followed by an "Add +" button. A purple arrow points from the text box on the left to the "Add +" button in the first section. Another purple arrow points from the text box at the bottom left to the "Add +" button in the third section.

Focus Areas


What has gone well?

What could be improved?

Additional comments.

Outcome set
"What has gone well?" and "What could be improved?"

Outcomes:
Assessment
Progress
Behaviour
Challenge
Engagement
Differentiation
Knowledge
Other



What would this
look like in
reports?

Outcome Set
"Effectiveness"

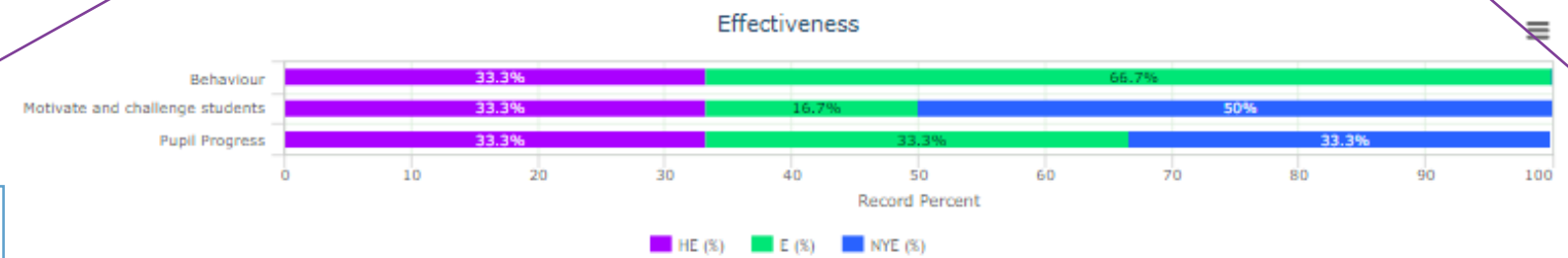
Outcomes:
Highly Effective – HE
Effective – E
Not Yet Effective - NYE

Focus Areas
Behaviour
Motivate and challenge students
Pupil progress

Effectiveness ?

Focus Area Name	HE (%)	E (%)	NYE (%)	Record Count	Average Outcome ?
Behaviour	33.3	66.7	0.0	6	E
Motivate and challenge students	33.3	16.7	50.0	6	NYE
Pupil Progress	33.3	33.3	33.3	6	E
Total	6	7	5		

0% 100%

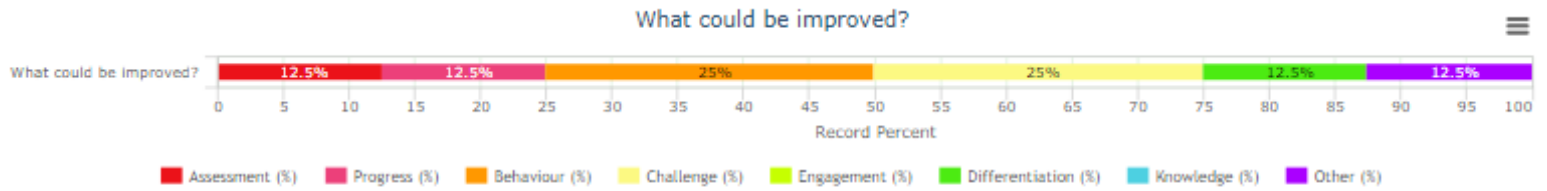


Easy at a glance analysis for staff to be able to evaluate good practice and implement any needed support. It allows for simple analysis to determine targets for development.

Values have been added to this outcome set. This allows for averages to be calculated within reports.

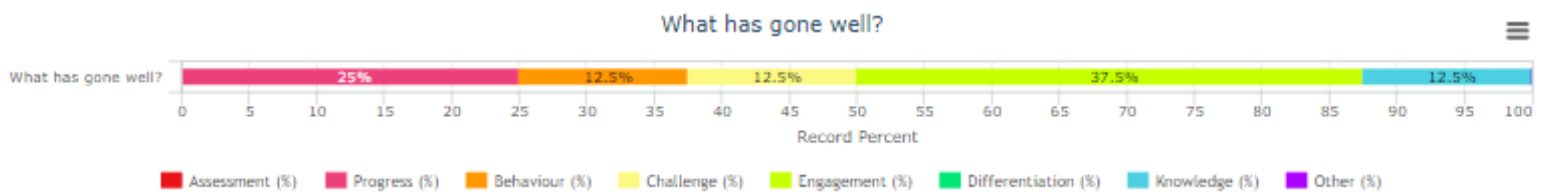
Focus Areas
 What has gone well?
 What could be improved?

Focus Area Name	Assessment (%)	Progress (%)	Behaviour (%)	Challenge (%)	Engagement (%)	Differentiation (%)	Knowledge (%)	Other (%)	Record
What could be improved?	12.5	12.5	25.0	25.0	0.0	12.5	0.0	12.5	8
Total	1	1	2	2	0	1	0	1	



What has gone well? ?

Focus Area Name	Assessment (%)	Progress (%)	Behaviour (%)	Challenge (%)	Engagement (%)	Differentiation (%)	Knowledge (%)	Other (%)	Record Count
What has gone well?	0.0	25.0	12.5	12.5	37.5	0.0	12.5	0.0	8
Total	0	2	1	1	3	0	1	0	



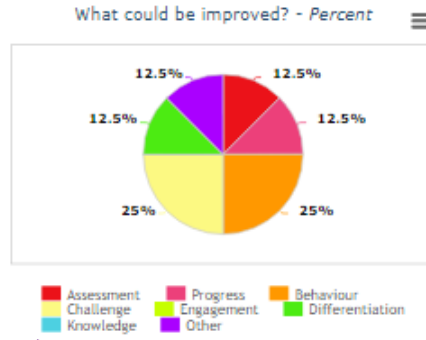
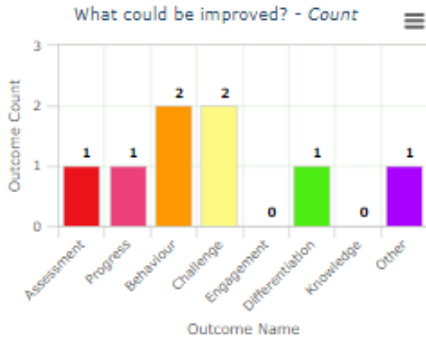
By using two different outcome sets with the same outcomes of T&L principals, you can easily identify strengths and weaknesses within the school at a glance. It is also easy to identify and arrange opportunities for peer observations and mentoring.

Outcome set
 “What has gone well?” and “What could be improved?”

Outcomes:
 Assessment
 Progress
 Behaviour
 Challenge
 Engagement
 Differentiation
 Knowledge
 Other

Focus Areas
What could be improved?

Outcome Name	Count	%
Assessment	1	12.5
Progress	1	12.5
Behaviour	2	25.0
Challenge	2	25.0
Engagement	0	0.0
Differentiation	1	12.5
Knowledge	0	0.0
Other	1	12.5



Outcome set
"What could be improved?"

Outcomes:
Assessment
Progress
Behaviour
Challenge
Engagement
Differentiation
Knowledge
Other

Detailed Information

Category	Key Stage	Subject	Staff	Assessment (%)	Progress (%)	Behaviour (%)	Challenge (%)	Engagement (%)	Differentiation (%)	Knowledge (%)	Other (%)	Total
			Fletcher; Austin (AF)	0	0	0	0	0	100.0	0	0	1
			Jones; Debby (DJ)	0	0	100.0	0	0	0	0	0	1
			Kirkby; Emily (EKI)	0	0	100.0	0	0	0	0	0	1
			Richardson; Trevor (TR)	0	100.0	0	0	0	0	0	0	1

Detailed information
Allows for leaders to filter results by category, faculty, subject or staff. This allows for easy identification.

Focus area reports.
If you click into focus area names (the rows of your table) you will be directed to these individual reports. Charts can be exported if needed.

This record was created in our demonstration school and all data is illustrative..