

Click here to see an example of this template as a record.

Student Voice

A quick form using Yes or No outcomes to provide easy analysis within reports.

Fields
Label
Student Name
text box

Fields are a way to gather contextual information which is useful for individual records but does not need to be quantified.

In this example a label has been used which allows for some uneditable text to be inserted into the template. This can provide further information about the record and school processes.

Student Voice




During the questions please make a note if the student hesitates (or looks worried) before answering

Student Name
J. Brennan

Do You Feel Safe Outcome: Yes

Yes

Comments:
Comment Not Entered




▼  0  0  0 Add +

Don't Go Outcome: Yes

Is there anywhere in school that you don't go?

Yes

Comments:
The areas we aren't allowed to visit. During break and lunch we stay on the yard or in the dining hall.

▼  0  0  0 Add +

Outcome set
"Student Voice"

Outcomes:
Yes
No

Focus Areas
Do you feel safe?
Don't go

This outcome allows for easy at a glance analysis within reports for leaders to be able to quickly check the main focus areas within the school.

The “Add” option included in focus areas, allows for staff to engage with their records. Evidence can be uploaded such as Lesson resources; Photos of work; PowerPoints etc.

Example Feedback

Outcome: **Yes**

Show me some examples of how your teacher gives you feedback about your work.

Yes

Comments:

DIRT tasks are used.
Lots of praise examples
Stickers are used also

▼ 0 0 0

Add +

Homework Regularly

Outcome: **Yes**

Show me some homework you have completed recently. Do you get it regularly?

Yes

Comments:

Homework set once a week as per faculty guidelines.
Homework is neat and stuck in books.

▼ 0 0 0

Add +

Lesson Activities

Outcome: **Yes**

Is there a variety of lesson activities?

Yes

Comments:

Described that teachers will have written tasks but also have group work and make them walk around the class room.

▼ 0 0 0

Add +

Outcome set
“Student Voice”

Outcomes:
Yes
No

Focus Areas

Example Feedback
Homework Regularly
Lesson Activities

Comments entered into a focus area will be pulled through into the details section of reports. This allows leaders to be able to quickly view comments for focus areas without having to click into each individual record.

Focus Areas
Proud work
Teacher Challenge
Threshold Estimate/ Grade

Resources can be uploaded to focus areas to provide evidence. In this example, pictures of student work could be uploaded.

<p>Proud work Outcome: Yes</p> <p><i>Do you take pride in your work? (show examples)</i></p> <p>Yes</p> <p>Comments: Very neat class book - I was also told that some work has been used in class and corridor displays.</p> <p>▼ 0 0 0 Add +</p>
<p>Teacher Challenge Outcome: Yes</p> <p><i>Do you feel challenged during lessons?</i></p> <p>Yes</p> <p>Comments: Teacher does not usually accept the first response or will ask questions like "Can you explain why you feel this way?" it makes me think about my response and why I am answering the way I am.</p> <p>▼ 0 0 0 Add +</p>
<p>Threshold Estimate / Grade Outcome: Yes</p> <p><i>Do you know your threshold estimate/ grade and how you are currently performing?</i></p> <p>Yes</p> <p>Comments: Our predicated grades are on the front of our books at the beginning of the year and we evaluate these every term. Assessment grades are provided to us frequently.</p> <p>▼ 0 0 0 Add +</p>

Outcome set
"Student Voice"

Outcomes:
Yes
No

Descriptions are used to provide additional information for each focus area.



What would this
look like in
reports?

Student Voice ?

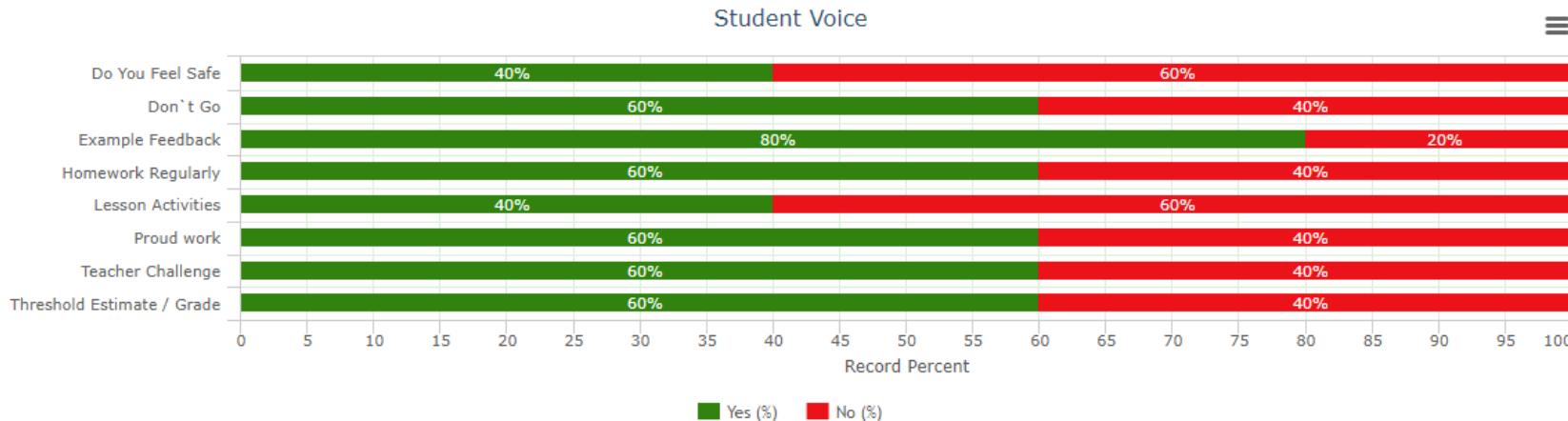
Focus Area Name	Yes (%)	No (%)	Record Count
Do You Feel Safe	40.0	60.0	5
Don't Go	60.0	40.0	5
Example Feedback	80.0	20.0	5
Homework Regularly	60.0	40.0	5
Lesson Activities	40.0	60.0	5
Proud work	60.0	40.0	5
Teacher Challenge	60.0	40.0	5
Threshold Estimate / Grade	60.0	40.0	5
Total	23	17	
	0%	100%	

This allows for leaders to quickly analyse results across the school. It can also help to highlight the focuses which are currently lacking and may need to be targeted.

Outcome set
"Student Voice"

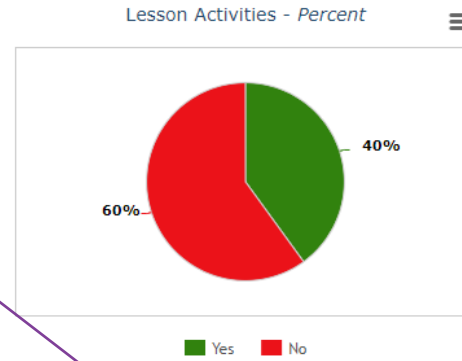
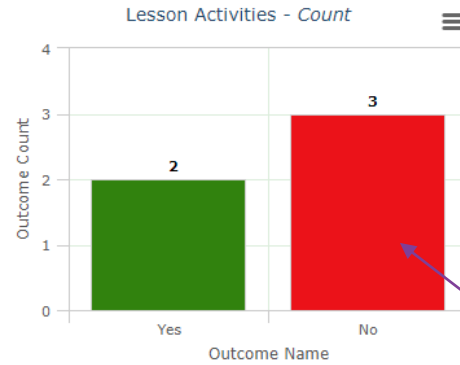
Outcomes:
Yes
No

- Focus Areas
- Do you feel safe?
 - Don't go
 - Example feedback
 - Homework regularly
 - Lesson activities
 - Proud work
 - Teacher challenge
 - Threshold Estimate/ Grade



Summary Information

Outcome Name ?	Count	%
Yes	2	40.0
No	3	60.0



Focus Areas
Lesson activities

Outcome set
"Student Voice"
Outcomes:
Yes
No

Detailed Information

Category	Faculty	Subject	Staff
		Subject	
		Yes (%)	No (%)
		Total	
		Chemistry	100.0 0 1
		English	50.0 50.0 2
		History	0 100.0 1
		PE	0 100.0 1

Focus area reports.
The details section allows for identification of in depth information. For example, in this table we are able to see each subject and their current progress.

Focus area reports.
If you click into focus area names (the rows of your table) you will be directed to these individual reports. Charts can be exported if needed.

This record was created in our demonstration school and all data is illustrative.