

Click here to see an
example of this template
as a record.

Hungerhill School Covid Lesson Check

Created by Hungerhill School

Focus Areas

Hand sanitiser used on entry?

Is the classroom clearly marked?

Is the teacher positioned to provide 2m distancing?

Are screens utilised where necessary?

As the education sector adapts to the current climate, some schools have decided rather than traditional quality assurance, they would prefer to have quick drops ins and snapshots.

Some schools have also adapted to include a review of Covid measures across the school.

Covid Risk Assessment

Hand sanitiser used on entry? Outcome: Yes
Is hand sanitiser available? Do students and staff use this frequently?

Yes

▼ 0 0 0 Add +

Is the classroom clearly marked? Outcome: Yes

Yes

▼ 0 0 0 Add +

Is the teacher positioned to provide 2m distancing Outcome: Yes

Yes

▼ 0 0 0 Add +

Are screen utilised where necessary? Outcome: Yes

Yes

▼ 0 0 0 Add +

Outcome set
"Covid Risk Assessment"

Outcomes:
Yes
No
N/A

This outcome allows for easy at a glance analysis within reports for leaders to be able to quickly risk assess the school in regards to Covid safe measures.

Sections allow for the record to be split up neatly. These can be collapsed and expanded when completing records to allow for easy navigation.

Non Negotiables

Are teachers meeting & greeting? Outcome: Yes

Yes

0 0 0 **Add +**

Uniform and equipment expectations met? Outcome: Yes

If not, please state which expectations are not met

Yes

Comments:
Comment Not Entered

0 0 0 **Add +**

Was a hook task on the board or issued on paper? Outcome: Yes

Yes

0 0 0 **Add +**

Was positive praise evident in the lesson? Outcome: Yes

Yes

0 0 0 **Add +**

Comments have been disabled for this section. This allows for Observers to make their judgements without having to include comments for each individual area which saves time and helps reduce teacher workload while still providing valuable information.

Outcome set
"Non negotiables"

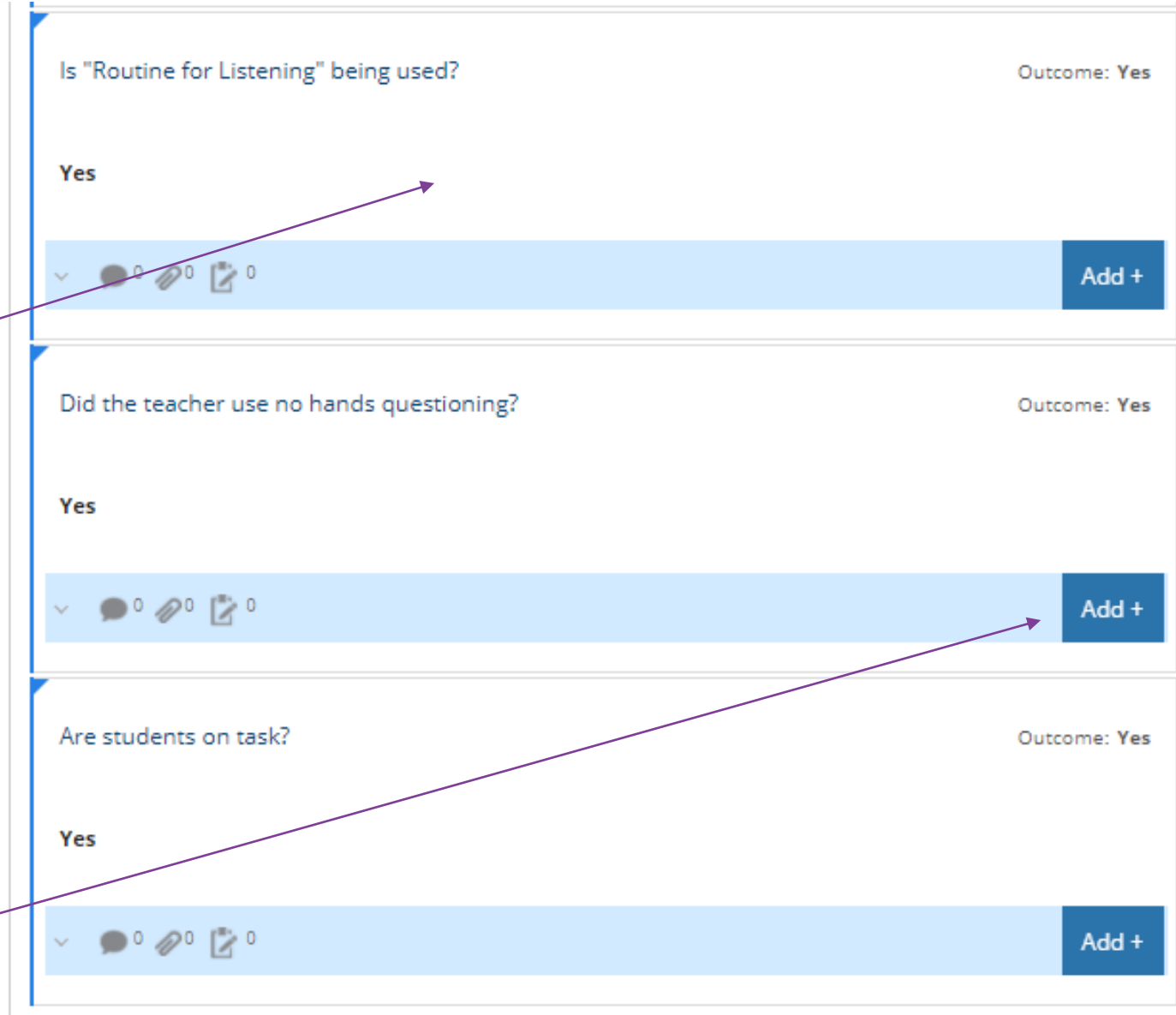
Outcomes:
Yes
No
N/a

Focus Areas

- Are teachers meeting & greeting?
- Uniform and equipment expectations met?
- Was a hook task on the board or issued on paper?
- Was positive praise evident in the lesson?

Comments have been disabled for this section. This allows for Observers to make their judgements without having to include comments for each individual area which saves time and helps reduce teacher workload while still providing valuable information.

The “Add” option included in focus areas, allows for staff to engage with their records. Evidence can be uploaded such as Lesson resources; Photos of work; PowerPoints etc.



Is "Routine for Listening" being used? Outcome: Yes
Yes
Add +

Did the teacher use no hands questioning? Outcome: Yes
Yes
Add +

Are students on task? Outcome: Yes
Yes
Add +

Outcome set
“Non negotiables”

Outcomes:
Yes
No
N/a

Focus Areas

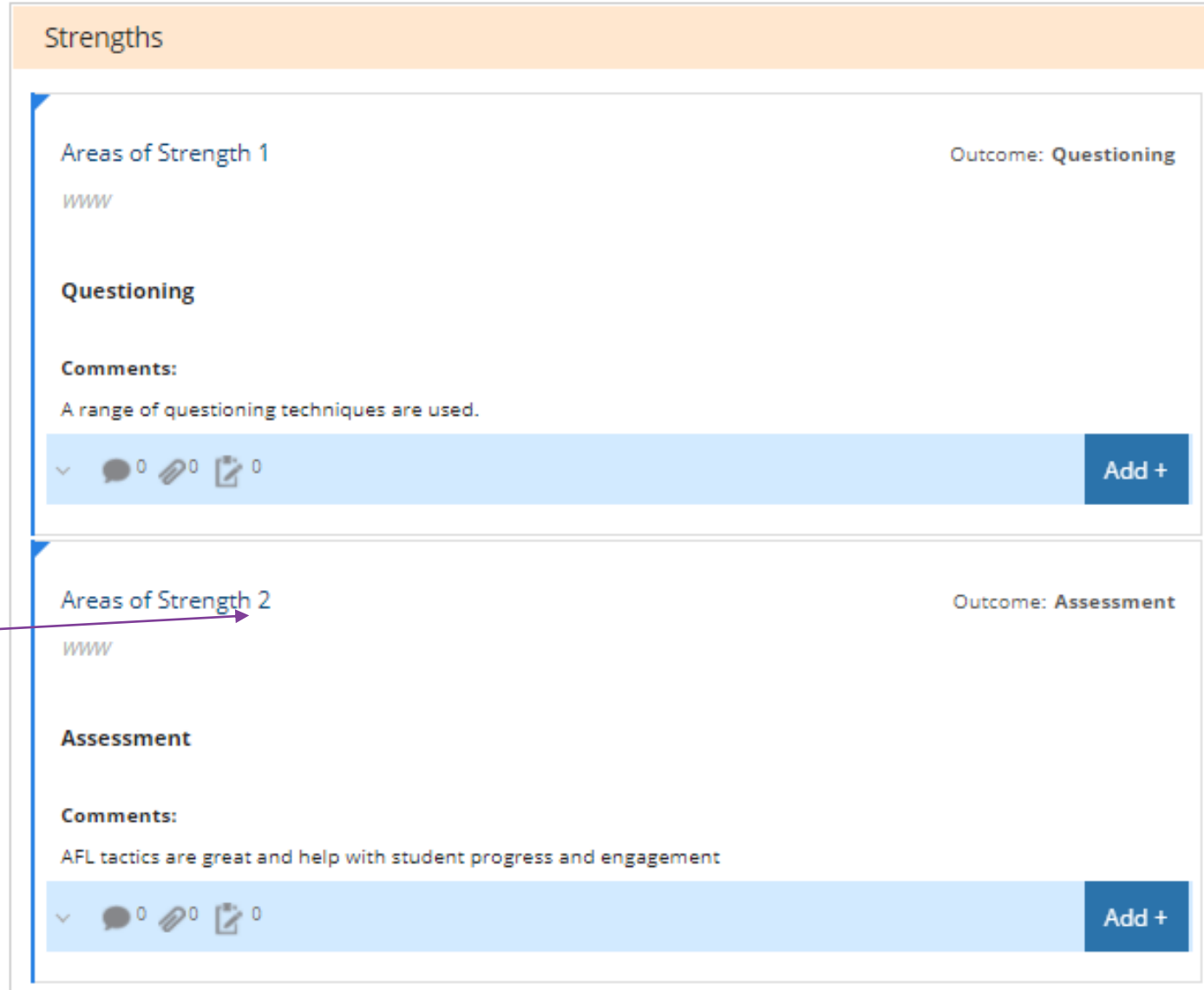
Is “Routine for Listening” being used?
Did the teacher use no hands questioning?
Are students on task?

Focus Areas

Areas of Strength
1 & 2

This example has the focus areas numbered, This is because one focus area cannot have multiple outcomes. If you wanted more than one strength/development you would need multiple focus areas.

This outcome set also provides a great opportunity to encourage peer mentoring and in house CPD sessions.



Strengths

Areas of Strength 1 Outcome: Questioning
www

Questioning

Comments:
A range of questioning techniques are used.

✓ 0 0 0 Add +

Areas of Strength 2 Outcome: Assessment
www

Assessment

Comments:
AFL tactics are great and help with student progress and engagement

✓ 0 0 0 Add +

Outcome set
“Area of Strength”

Outcomes:

Assessment
Challenge
Questioning
Differentiation
Behaviour
Engagement
Literacy
Numeracy

Schools no longer have to use the traditional Ofsted grading any more. However, including an Areas of Strength and Development outcome can provide some great insight.

By using two different outcome sets with the same outcomes of T&L principals, you can easily identify strengths and weaknesses within the school at a glance.

Focus Areas

Areas for
Development

1 & 2

This example has the focus areas numbered, This is because one focus area cannot have multiple outcomes. If you wanted more than one strength/development you would need multiple focus areas.

This outcome set also provides a great opportunity to encourage peer mentoring and in house CPD sessions.

Areas for Development

Areas for Development 1 Outcome: **Differentiation**

EBI:

Differentiation

Comments:
Ensure that while you are challenging the more able you also scaffold for the lower ability within the group.

0 0 0 Add +

Areas for Development 2 Outcome: **Behaviour**

EBI:

Behaviour Management

Comments:
Some low level disruption - ensure students are silent when you are speaking

0 0 0 Add +

Outcome set
“Areas for
Development”

Outcomes:

Assessment
Challenge
Questioning
Differentiation
Behaviour
Engagement
Literacy
Numeracy

Schools no longer have to use the traditional Ofsted grading any more. However, including an Areas of Strength and Development outcome can provide some great insight.

By using two different outcome sets with the same outcomes of T&L principals, you can easily identify strengths and weaknesses within the school at a glance.

Focus Areas

Follow up
required?

Follow up
details

Next Steps

Follow up required? Outcome: No

No

0 0 0 Add +

Follow up details Outcome:

If a follow up is required, please provide details of what is required and who will complete the follow up.

Outcome Not Selected

Comments:

Comment Not Entered

0 0 0 Add +

Outcome set
“Next Steps”

- Outcomes:
- Repeat Observation
 - Peer Observation
 - Coaching Required
 - Research
 - CPD Needed
 - Self Evaluation
 - Required
 - Other

Leaders are able to keep track of next steps and can create actions to follow up and to check staff members are acting on their feedback.

This focus area allows for the observer to comment on areas which need further development and provide next steps.

Any comments entered into a focus area by an observer will pull through into the details section of reports. These can then be viewed without the need to click into individual records.

Senior leaders will be able to use this information to implement any support needed. They can easily identify if specific areas are needed for whole school improvement.



What would this
look like in
reports?

Covid Risk Assessment ?

Values have been added to this outcome set. This allows for averages to be calculated within reports.

Outcome set
"Covid Risk Assessment"

Outcomes:
Yes
No
N/A

Focus Areas

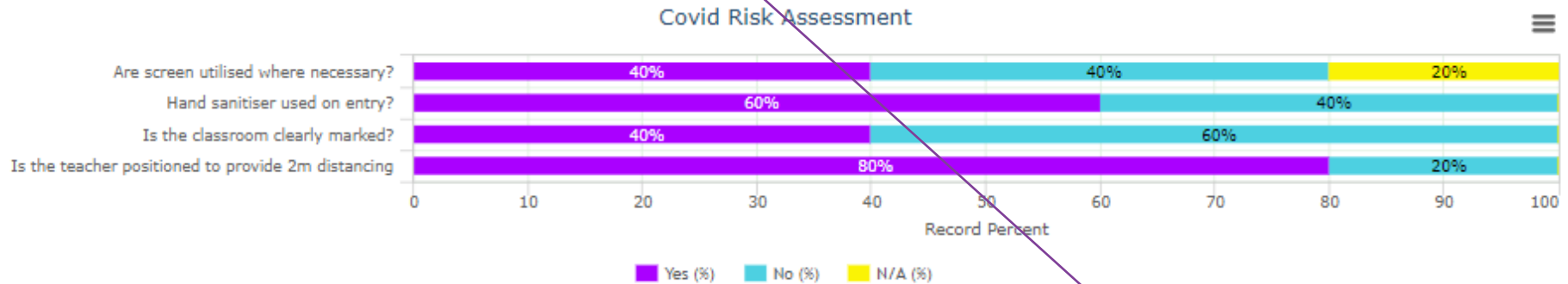
Hand sanitiser used on entry?

Is the classroom clearly marked?

Is the teacher positioned to provide 2m distancing?

Are screens utilised where necessary?

Focus Area Name	Yes (%)	No (%)	N/A (%)	Record Count	Average Outcome
Are screen utilised where necessary?	40.0	40.0	20.0	5	No
Hand sanitiser used on entry?	60.0	40.0	0.0	5	No
Is the classroom clearly marked?	40.0	60.0	0.0	5	No
Is the teacher positioned to provide 2m distancing?	80.0	20.0	0.0	5	No
Total	11	8	1		



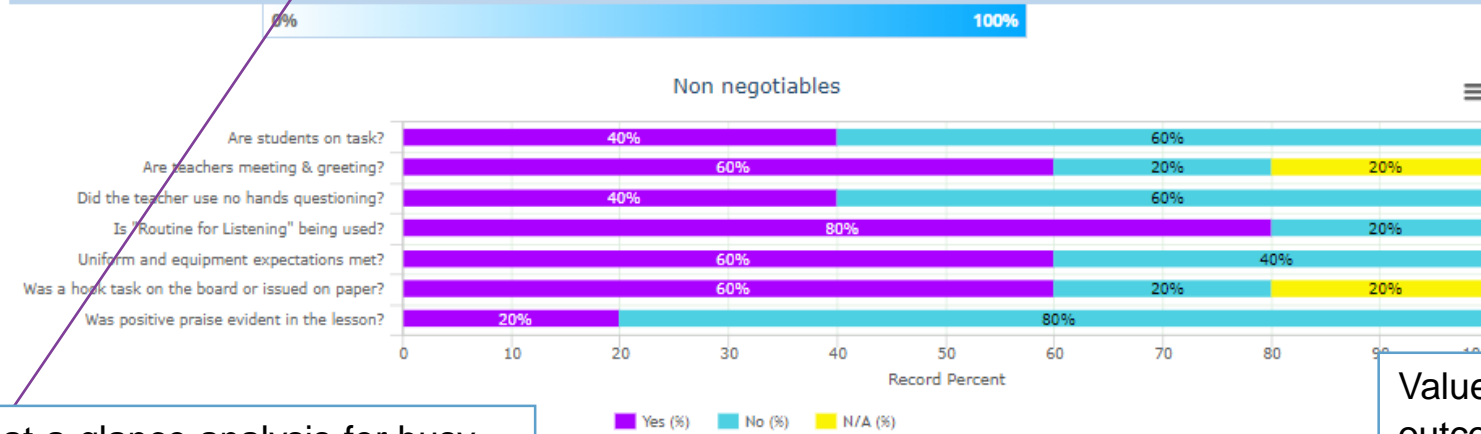
This allows for leaders to quickly assess Covid measures across the school and decide if anything further needs to be implemented.

Non negotiables ?

Focus Area Name	Yes (%)	No (%)	N/A (%)	Record Count	Average Outcome
Are students on task?	40.0	60.0	0.0	5	No
Are teachers meeting & greeting?	60.0	20.0	20.0	5	No
Did the teacher use no hands questioning?	40.0	60.0	0.0	5	No
Is "Routine for Listening" being used?	80.0	20.0	0.0	5	No
Uniform and equipment expectations met?	60.0	40.0	0.0	5	No
Was a hook task on the board or issued on paper?	60.0	20.0	20.0	5	No
Was positive praise evident in the lesson?	20.0	80.0	0.0	5	No
Total	18	15	2		

Outcome set
 "Non negotiables"
 Outcomes:
 Yes
 No
 N/a

- Focus Areas**
- Are teachers meeting & greeting?
 - Uniform and equipment expectations met?
 - Was a hook task on the board or issued on paper?
 - Was positive praise evident in the lesson?
 - Is "Routine for Listening" being used?
 - Did the teacher use no hands questioning?
 - Are students on task?




This outcome allows for easy at-a-glance analysis for busy senior leaders. As with all of our reports, counts and focus areas can be clicked into to provide detailed information.

Values have been added to this outcome set. This allows for averages to be calculated within reports.

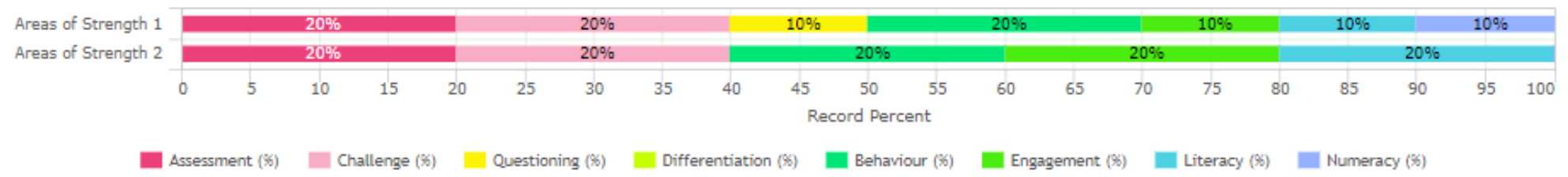
Focus Area
Area of
Strength 1 & 2

Areas of Strength ?

Focus Area Name	Assessment (%)	Challenge (%)	Questioning (%)	Differentiation (%)	Behaviour (%)	Engagement (%)	Literacy (%)	Numeracy (%)	Record Count
Areas of Strength 1	20.0	20.0	10.0	0.0	20.0	10.0	10.0	10.0	10
Areas of Strength 2	20.0	20.0	0.0	0.0	20.0	20.0	20.0	0.0	5
Total	3	3	1	0	3	2	2	1	



Areas of Strength



Outcome set
Areas of Strength

Outcomes:


- Assessment
- Challenge
- Questioning
- Differentiation
- Behaviour
- Engagement
- Literacy
- Numeracy

By using two different outcome sets with the same outcomes of T&L principals, you can easily identify strengths and weaknesses within the school at a glance. It is also easy to identify and arrange opportunities for peer observations and mentoring.

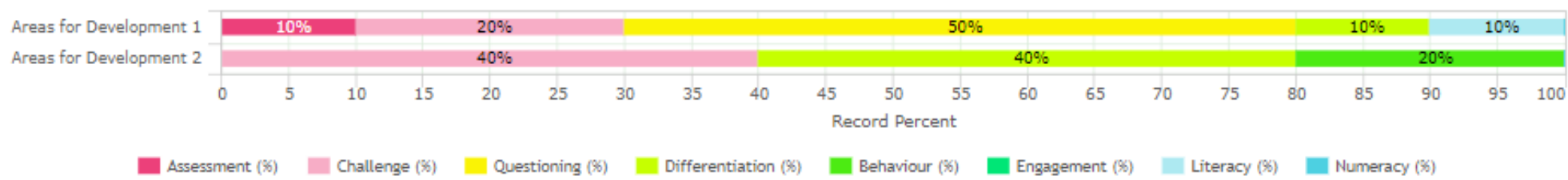
Focus Area
Areas for development
1 & 2

Areas for Development ?

Focus Area Name	Assessment (%)	Challenge (%)	Questioning (%)	Differentiation (%)	Behaviour (%)	Engagement (%)	Literacy (%)	Numeracy (%)	Record Count
Areas for Development 1	10.0	20.0	50.0	10.0	0.0	0.0	10.0	0.0	10
Areas for Development 2	0.0	40.0	0.0	40.0	20.0	0.0	0.0	0.0	5
Total	1	4	5	3	1	0	1	0	



Areas for Development



Outcome set
Areas for development

Outcomes:

Assessment
Challenge
Questioning
Differentiation
Behaviour
Engagement
Literacy
Numeracy

By using two different outcome sets with the same outcomes of T&L principals, you can easily identify strengths and weaknesses within the school at a glance. It is also easy to identify and arrange opportunities for peer observations and mentoring.

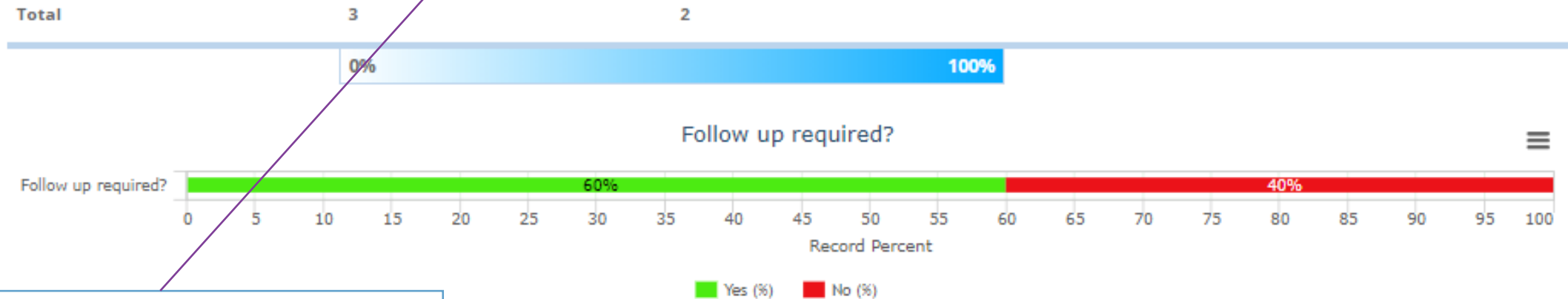
Focus Area
 Follow up required?

Values have been added to this outcome set. This allows for averages to be calculated within reports.

Outcome set
 "Follow up required?"
 Outcomes:
 Yes
 No

Follow up required? ?

Focus Area Name	Yes (%)	No (%)	Record Count	Average Outcome ?
Follow up required?	60.0	40.0	5	No
Total	3	2		



At a glance analysis to be able to quickly evaluate staff who may need additional support.
 By using the focus area report, leaders can quickly drill down into the individual staff members to implement support where needed.

Focus Areas
Follow up details

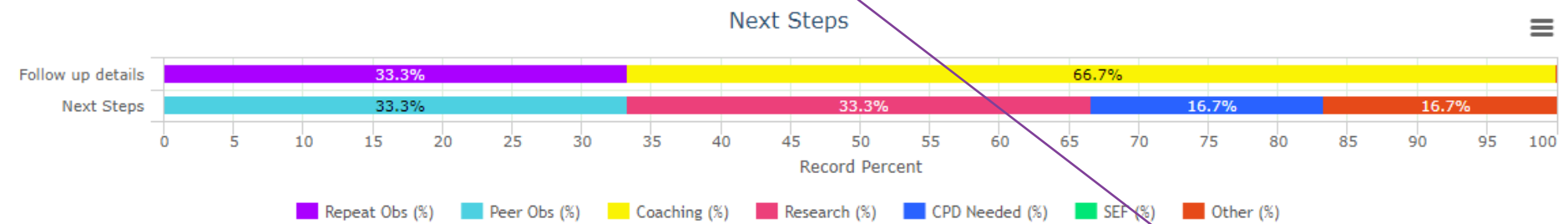
Outcome set
"Next Steps"

Outcomes:
Repeat Observation
Peer Observation
Coaching Required
Research
CPD Needed
Self Evaluation
Required
Other

Next Steps ?

Focus Area Name	Repeat Obs (%)	Peer Obs (%)	Coaching (%)	Research (%)	CPD Needed (%)	SEF (%)	Other (%)	Record Count
Follow up details	33.3	0.0	66.7	0.0	0.0	0.0	0.0	3
Next Steps	0.0	33.3	0.0	33.3	16.7	0.0	16.7	6
Total	1	2	2	2	1	0	1	

0% 100%



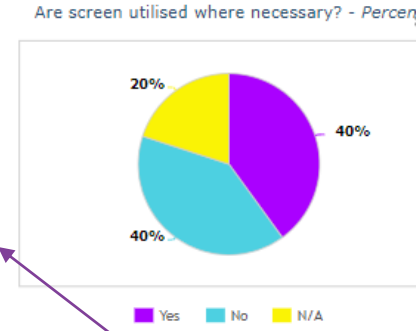
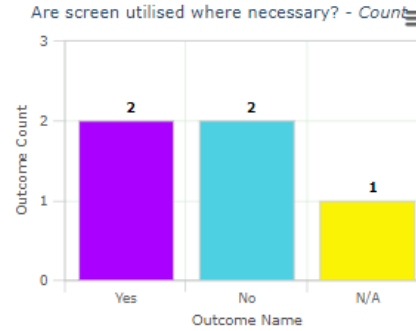
Easy at a glance analysis for leaders to be able to evaluate further support needed and if any additional support needs to be arranged. They are able to keep track of this and can create actions to follow up on next steps to check staff members are acting on their feedback.

Are screen utilised where necessary?

Summary Information

Outcome Name	Count	%
Yes	2	40.0
No	2	40.0
N/A	1	20.0

Average Outcome : No



Detailed Information

Category	Faculty	Subject	Staff																																				
			<table border="1"> <thead> <tr> <th>Staff</th> <th>Yes (%)</th> <th>No (%)</th> <th>N/A (%)</th> <th>Total</th> <th>Average Outcome</th> </tr> </thead> <tbody> <tr> <td>Adams; Debby (DA)</td> <td>0</td> <td>100.0</td> <td>0</td> <td>1</td> <td>No</td> </tr> <tr> <td>Clark; Ryan (RC)</td> <td>0</td> <td>0</td> <td>100.0</td> <td>1</td> <td>N/A</td> </tr> <tr> <td>Small; Mai (MS)</td> <td>100.0</td> <td>0</td> <td>0</td> <td>1</td> <td>Yes</td> </tr> <tr> <td>Turner; Eloise (ET)</td> <td>100.0</td> <td>0</td> <td>0</td> <td>1</td> <td>Yes</td> </tr> <tr> <td>Webb; Katie (KW)</td> <td>0</td> <td>100.0</td> <td>0</td> <td>1</td> <td>No</td> </tr> </tbody> </table>	Staff	Yes (%)	No (%)	N/A (%)	Total	Average Outcome	Adams; Debby (DA)	0	100.0	0	1	No	Clark; Ryan (RC)	0	0	100.0	1	N/A	Small; Mai (MS)	100.0	0	0	1	Yes	Turner; Eloise (ET)	100.0	0	0	1	Yes	Webb; Katie (KW)	0	100.0	0	1	No
Staff	Yes (%)	No (%)	N/A (%)	Total	Average Outcome																																		
Adams; Debby (DA)	0	100.0	0	1	No																																		
Clark; Ryan (RC)	0	0	100.0	1	N/A																																		
Small; Mai (MS)	100.0	0	0	1	Yes																																		
Turner; Eloise (ET)	100.0	0	0	1	Yes																																		
Webb; Katie (KW)	0	100.0	0	1	No																																		

Focus Areas
 Are screens utilised where necessary?

Outcome set
 "Covid Risk Assessment"
 Outcomes:
 Yes
 No
 N/A

Focus area reports.
 The details section allows for identification of in depth information. For example, in this table we are able to see each member of staff and their current progress.

Focus area reports.
 If you click into focus area names (the rows of your table) you will be directed to these individual reports. Charts can be exported if needed.

This record was created in our demonstration school and all data is illustrative.