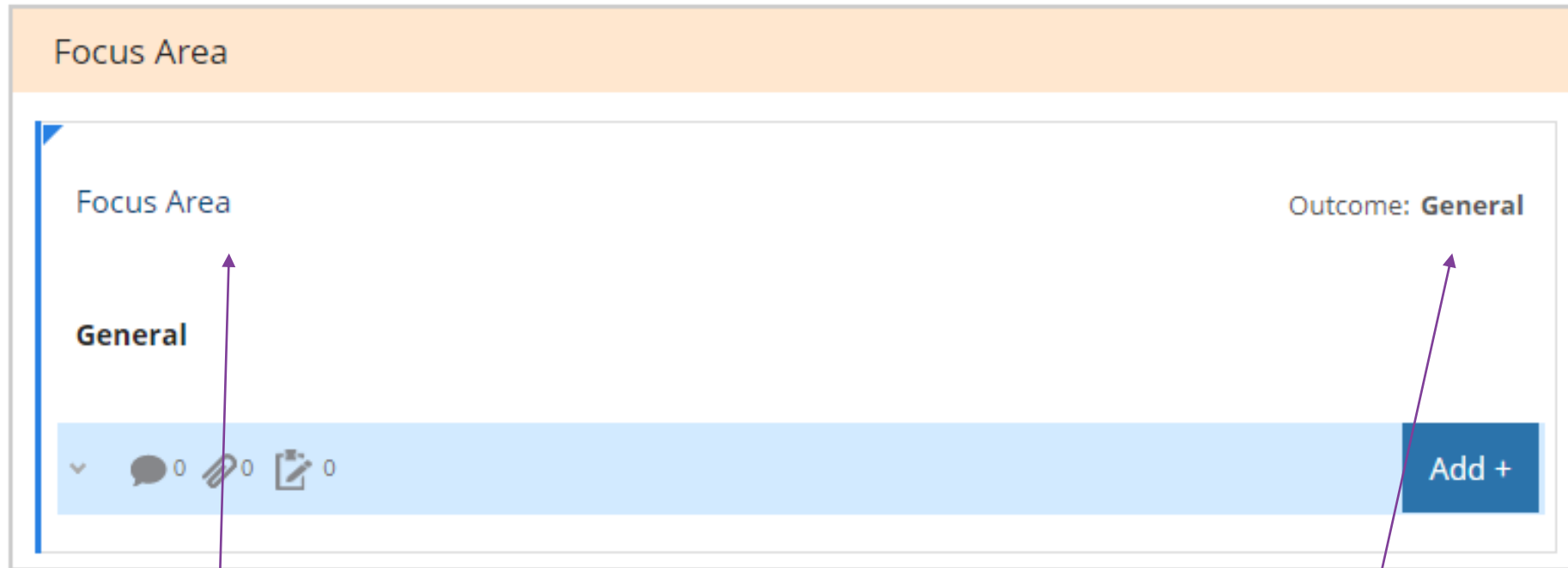
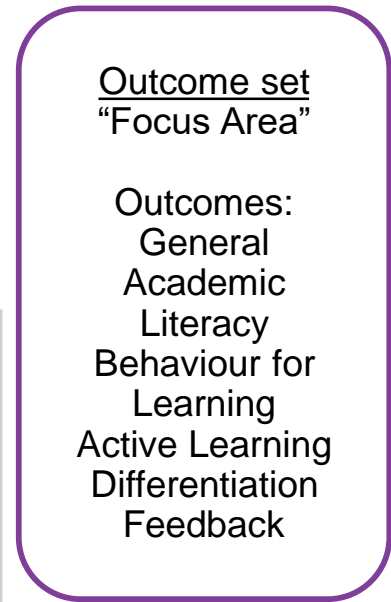
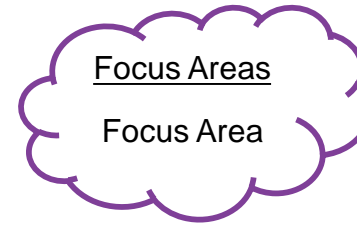


Click here to see an example of this template as a record.

Compass School Southwark Climate for Learning Check

Created by Compass School Southwark



Focus Area

Focus Area

Outcome: **General**

General

▼ 0 0 0

Add +

Our system does allow for focus groups to be created. Admin > Settings > Student Groups > Focus Group List. While this is located within the Student Groups tab, other focuses could be used. It allows for filters to be created which can be selected on records and then searched by in reports.

This outcome allows for easy at a glance analysis within reports for leaders to be able to quickly check the main focus areas within the school.

Sections allow for the record to be split up neatly. These can be collapsed and expanded when completing records to allow for easy navigation.

Comments have been disabled for this section. This allows for Observers to make their judgements without having to include comments for each individual area which saves time and helps reduce teacher workload while still providing valuable information.

Climate for Learning Check

Adherence to 5 Point Plan - I, We, You Outcome: **Amber**

- Clear and succinct I sections - teacher talk and exposition especially
- Instructions and signposting of We and You sections - clear, understood by students and impactful

Amber

▼ 0 0 0 **Add +**

Do Now Quiz - Interleave Learning & Develop Memory Outcome: **Yes**

Do Now quiz (printed) used to interleave learning and develop memory techniques

Yes

▼ 0 0 0 **Add +**

T&L Priority: Behaviour for Learning Outcome: **Yes**

Teacher talk is effectively used to manage behaviour for learning;
- FOCUS used
- positive narration
- economy of language such as mouth, body, brain

Yes

▼ 0 0 0 **Add +**

Outcome set
"Climate for Learning RAG"

Outcomes:
Green
Amber
Red

"Climate for Learning Y/N"

Outcomes:
Yes
No

Focus Areas

Adherence to 5 Point Plan – I, We, You

Do Now Quiz – Interleave Learning and Develop Memory

T&L Priority: Behaviour for Learning

This section focuses on key Teaching and Learning priorities across the school. These can be altered if your own school has different focuses.

Focus Areas
T&L Priority: Active Learning; Academic Literacy; Differentiation and Feedback

Comments have been disabled for this section. This allows for Observers to make their judgements without having to include comments for each individual area.

T&L Areas for RAG. NB: Only RAG aspects seen.

T&L Priority - Active Learning Outcome: Amber

- students are aware of what they are learning and why (road maps)
- students are able to articulate their learning in a lesson
- students know what their target grade is and understand what they need to work on to make progress

Amber

0 0 0 **Add +**

T&L Priority - Academic Literacy Outcome: Amber

Strategies to elevate and ensure consistency in teaching of students' academic literacy across the school;

Key words in context
Verbal Rehearsal
Planning for Writing
Reading strategies
Scaffolding for extended writing: structure scripts
Student-friendly mark schemes

Amber

0 0 0 **Add +**

T&L Priority: Differentiation Outcome: Red

- pathways for challenge are clear, labelled and appropriately pitched
- Inclusion Knowledge Organisers adhered to inc. (EHCPs and High-Needs IEPs)
- stretch opportunities in place, appropriate and completed by HPA students

Red

0 0 0 **Add +**

T&L Priority - Feedback Outcome: Green

- Use of live marking, literacy code, self and/or peer assessment in green pen and IPs.
- No hands questioning

Green

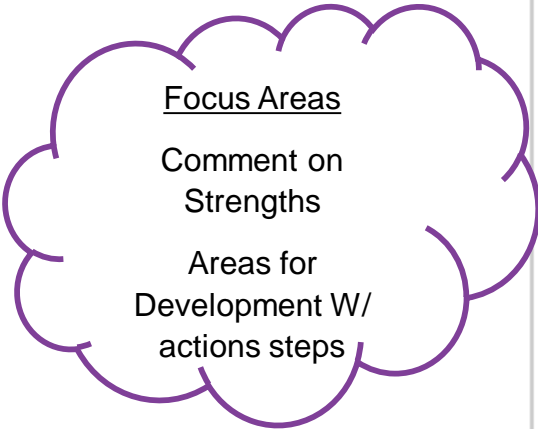
0 0 0 **Add +**

Outcome set
"Climate for Learning RAG"
Outcomes:
Green
Amber
Red

Descriptions are used to provide additional information for each focus area.
Criteria can also be added to outcomes on individual focus areas for staff to specify the criteria for each outcome.

The "Add" option included in focus areas, allows for staff to engage with their records. Evidence can be uploaded such as Lesson resources; Photos of work; PowerPoints etc.

This focus area allows for the observer to comment on areas of strength and provide specific praise.



This focus area allows for the observer to comment on areas which need further development and provide next steps.

Coaching

Comment on Strengths

Comments:
Students engaged, even some of our trickier students! Good use of targeted questioning.

▼ 0 0 0 **Add +**

Areas for Development w/ actions steps

NB: Maximum three AfD w/ action steps.

Comments:
How might you have made your questions more challenging for the higher pathway students? Use Blooms to really stretch the thinking of students during whole-class questioning.

▼ 0 0 0 **Add +**

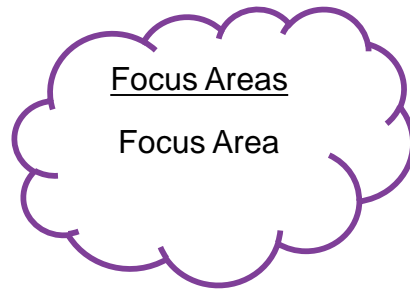
No outcomes have been used for these focus areas. This allows for Observers to reflect and provide specific praise and targets based on what they have seen.

We do have examples of these focus areas with outcomes within other templates. These outcomes can be specific T&L aspects which can then inform coaching and CPD.

Any comments entered into a focus area by an observer will pull through into the details section of reports. These can then be viewed without the need to click into individual records.



What would this
look like in
reports?

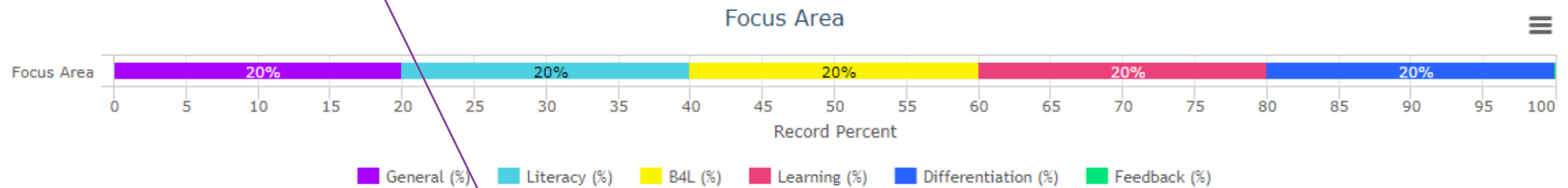


Outcome set
"Focus Area"

Outcomes:
 General
 Academic
 Literacy
 Behaviour for
 Learning
 Active Learning
 Differentiation
 Feedback

Focus Area ?

Focus Area Name	General (%)	Literacy (%)	B4L (%)	Learning (%)	Differentiation (%)	Feedback (%)	Record Count
Focus Area	20.0	20.0	20.0	20.0	20.0	0.0	5
Total	1	1	1	1	1	0	
	0%						100%



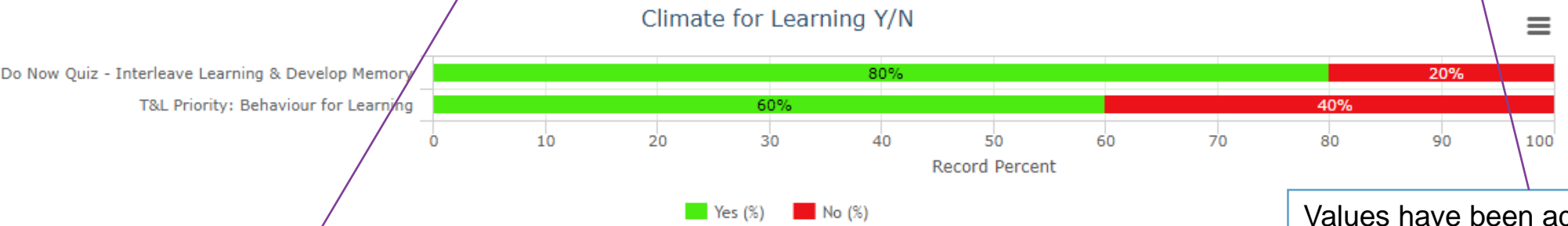
This allows for leaders to quickly analyse the main focus areas across the school. It can also help to highlight the focuses which are currently lacking and may need to be targeted.

Focus Areas
 Do Now Quiz – Interleave Learning and Develop Memory
 T&L Priority: Behaviour for Learning

Outcome set
 “Climate for Learning Y/N”
 Outcomes:
 Yes
 No

Climate for Learning Y/N ?

Focus Area Name	Yes (%)	No (%)	Record Count	Average Outcome
Do Now Quiz - Interleave Learning & Develop Memory	80.0	20.0	5	No
T&L Priority: Behaviour for Learning	60.0	40.0	5	No
Total	7	3		



This outcome allows for easy at-a-glance analysis for busy senior leaders. As with all of our reports, counts and focus areas can be clicked into to provide detailed information.

Values have been added to this outcome set. This allows for averages to be calculated within reports.

Values have been added to this outcome set. This allows for averages to be calculated within reports.

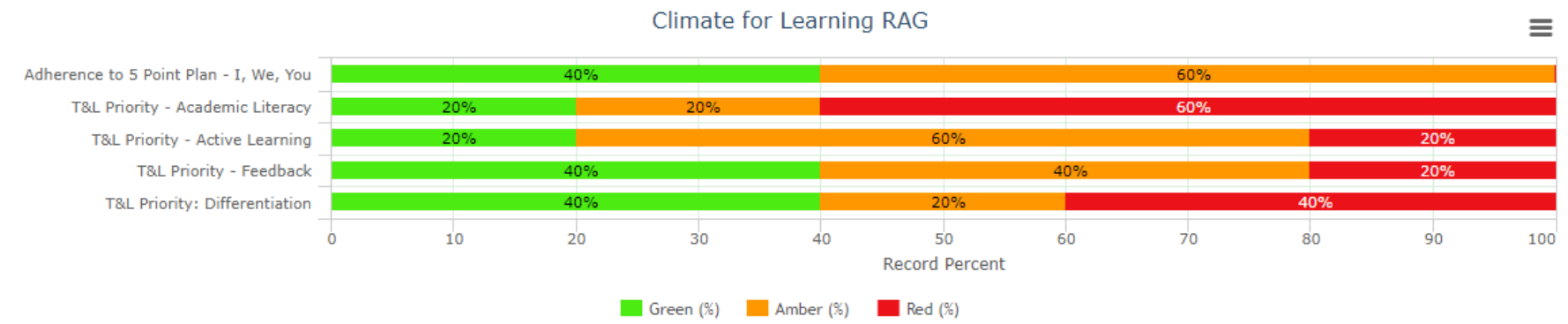
Outcome set
"Climate for Learning RAG"

Outcomes:
Green
Amber
Red

At a glance analysis to be able to evaluate staff performance. It also allows for easy identification of strong staff and staff who may need further support. This can allow leaders to match up staff and implement peer observations and coaching.

Climate for Learning RAG ?

Focus Area Name	Green (%)	Amber (%)	Red (%)	Record Count	Average Outcome
Adherence to 5 Point Plan - I, We, You	40.0	60.0	0.0	5	Amber
T&L Priority - Academic Literacy	20.0	20.0	60.0	5	Red
T&L Priority - Active Learning	20.0	60.0	20.0	5	Amber
T&L Priority - Feedback	40.0	40.0	20.0	5	Amber
T&L Priority: Differentiation	40.0	20.0	40.0	5	Amber
Total	8	10	7		



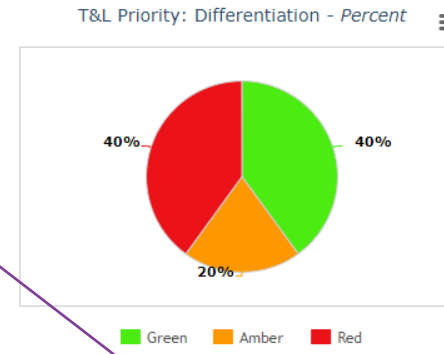
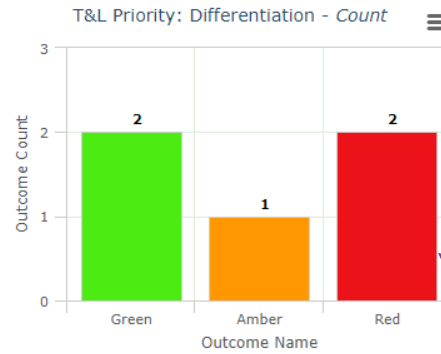
Focus Areas
Adherence to 5 Point Plan – I, We, You
T&L Priority: Academic Literacy
T&L Priority: Active Learning
T&L Priority: Feedback
T&L Priority: Differentiation.

Focus Areas
T&L Priority:
Differentiation

Summary Information

Outcome Name ?	Count	%
Green	2	40.0
Amber	1	20.0
Red	2	40.0

Average Outcome : Amber



Outcome set
"Climate for Learning RAG"

Outcomes:
Green
Amber
Red

Detailed Information

Category	Faculty	Subject	Staff																																				
			<table border="1"> <thead> <tr> <th>Staff</th> <th>Green (%)</th> <th>Amber (%)</th> <th>Red (%)</th> <th>Total</th> <th>Average Outcome ?</th> </tr> </thead> <tbody> <tr> <td>Adams; Debby (DA)</td> <td>0</td> <td>0</td> <td>100.0</td> <td>1</td> <td>Red</td> </tr> <tr> <td>Bonney; Liz (LB)</td> <td>0</td> <td>100.0</td> <td>0</td> <td>1</td> <td>Amber</td> </tr> <tr> <td>Ellwand; John (JE)</td> <td>100.0</td> <td>0</td> <td>0</td> <td>1</td> <td>Green</td> </tr> <tr> <td>Jarvis; Becca (BJ)</td> <td>100.0</td> <td>0</td> <td>0</td> <td>1</td> <td>Green</td> </tr> <tr> <td>Plews; Kath (KP)</td> <td>0</td> <td>0</td> <td>100.0</td> <td>1</td> <td>Red</td> </tr> </tbody> </table>	Staff	Green (%)	Amber (%)	Red (%)	Total	Average Outcome ?	Adams; Debby (DA)	0	0	100.0	1	Red	Bonney; Liz (LB)	0	100.0	0	1	Amber	Ellwand; John (JE)	100.0	0	0	1	Green	Jarvis; Becca (BJ)	100.0	0	0	1	Green	Plews; Kath (KP)	0	0	100.0	1	Red
Staff	Green (%)	Amber (%)	Red (%)	Total	Average Outcome ?																																		
Adams; Debby (DA)	0	0	100.0	1	Red																																		
Bonney; Liz (LB)	0	100.0	0	1	Amber																																		
Ellwand; John (JE)	100.0	0	0	1	Green																																		
Jarvis; Becca (BJ)	100.0	0	0	1	Green																																		
Plews; Kath (KP)	0	0	100.0	1	Red																																		

Focus area reports.
The details section allows for identification of in depth information. For example, in this table we are able to see each member of staff and their current progress.

Focus area reports.
If you click into focus area names (the rows of your table) you will be directed to these individual reports. Charts can be exported if needed.

This record was created in our demonstration school and all data is illustrative.